

Alcohol and Substance Use by Colorado Trauma Patients

Data from the Colorado Trauma Registry




Colorado Department
of Public Health
and Environment

Holly Hedegaard, MD, MSPH
Jesse Hawke, PhD
EMS and Trauma Data Program
Colorado Dept. of Public Health and Environment
2/3/11

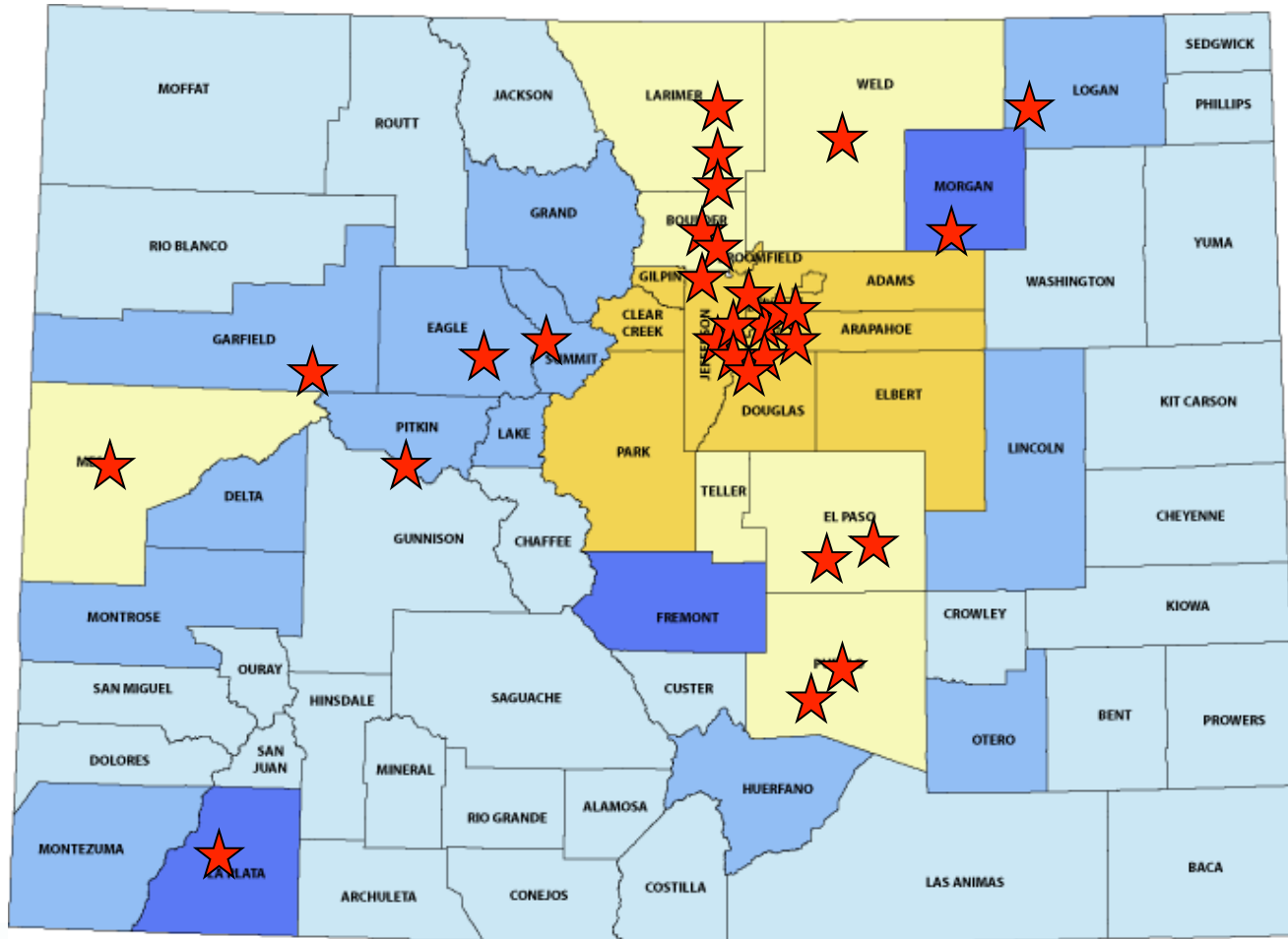
Colorado Trauma Registry

- Data from Level I, II and III trauma centers
- Based on the National Trauma Data Standards
- Includes information on alcohol and substance use
- For this study:
 - Inpatients only
 - Age 10+
 - Admissions in 2007 through 2010 (preliminary)
 - N=54,017



Urban Influence Groups

Based on 2003 USDA schema




Yellow = Urban
Dark Blue = Suburban
Medium Blue = Rural
Light Blue = Wilderness

★ Level I-III Trauma Center

Variable: Alcohol Evident

Is there any indication that the patient had been using alcohol at the time of the event?


- Yes, comments in the medical record, prehospital trip report or by verbal report (suspected by report)
- Yes, confirmed by test to be trace or less than the legal limit, but not zero
- Yes, confirmed by test to be greater than the legal limit
- No, no comments in record or confirmed to be negative by test



Alcohol Use by Trauma Inpatients*

	Number	Percent of Trauma Inpatients*
Suspected by report	4,373	8.1%
Tested, trace amounts	561	1.0%
Tested, >legal limit	1,610	3.0%
Total	6,544	12.1%


*Trauma patients ages 10 and older admitted to a Level I-III trauma center, 2007-2010
(N=54,017)



Variable: Tox Screen Values

Positive results from a toxicology screen


- Amphetamines
- Cannabinoids
- Cocaine
- Opiates
- Multiple drugs (positive for more than one drug)
- Negative (tox screen done, no drugs identified)
- Not done (no tox screen done) (79% of trauma inpatients)



Substance Use by Trauma Inpatients*

	Number	Percent of Trauma Inpatients*
Amphetamines	109	0.2%
Cannabis	769	1.4%
Cocaine	281	0.5%
Opiates	710	1.3%
Multiple Drugs	801	1.5%
Total	2,670	4.9%

*Trauma patients ages 10 and older admitted to a Level I-III trauma center, 2007-2010 (N=54,017)




Alcohol/Substance Use by Trauma Inpatients*

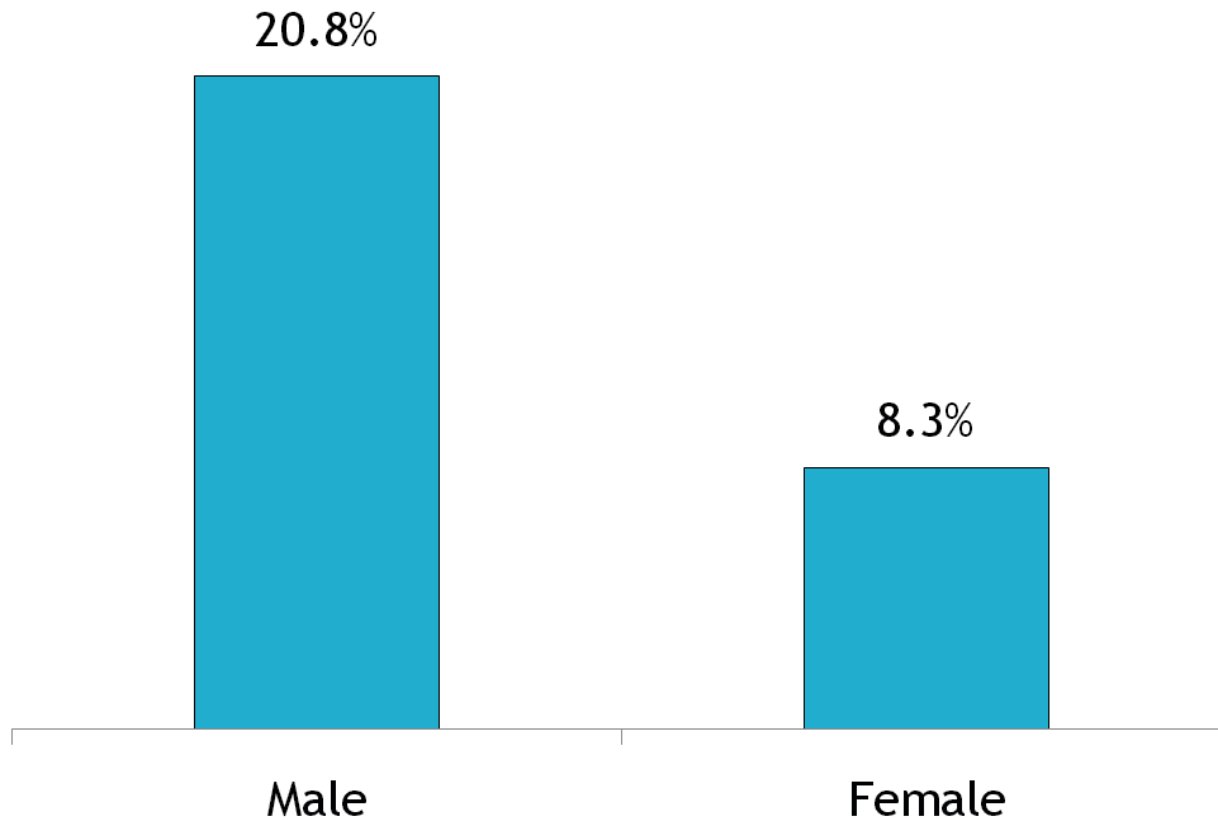
	Number	Percent of Trauma Inpatients*
Alcohol Use	5,603	10.4%
Drug Use	1,729	3.2%
Both Alcohol & Drug Use	941	1.7%
None	45,744	84.7%

15.3%

*Trauma patients ages 10 and older admitted to a Level I-III trauma center, 2007-2010 (N=54,017)

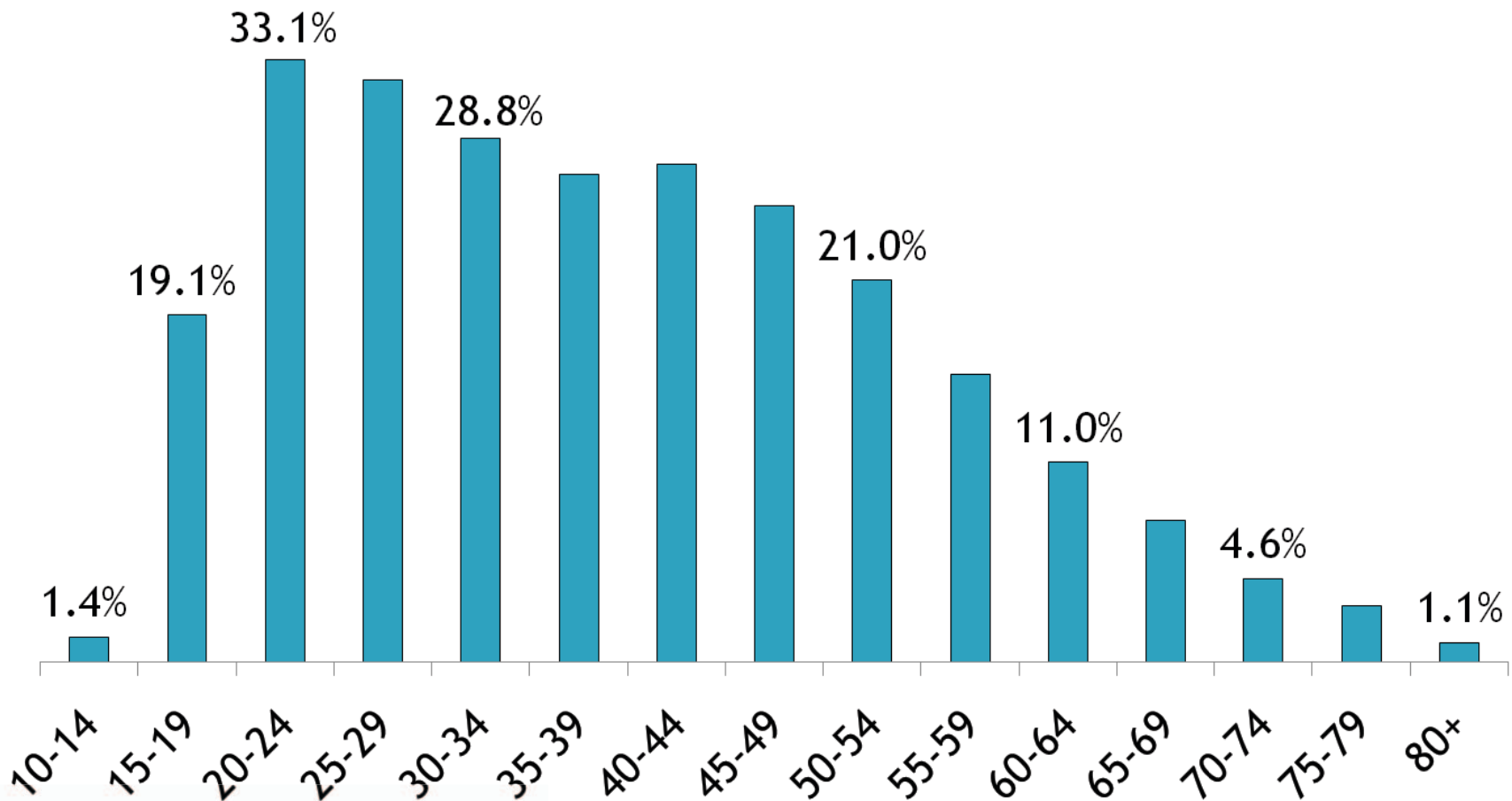


Alcohol/Substance Use by Trauma Inpatients*, by Patient Gender



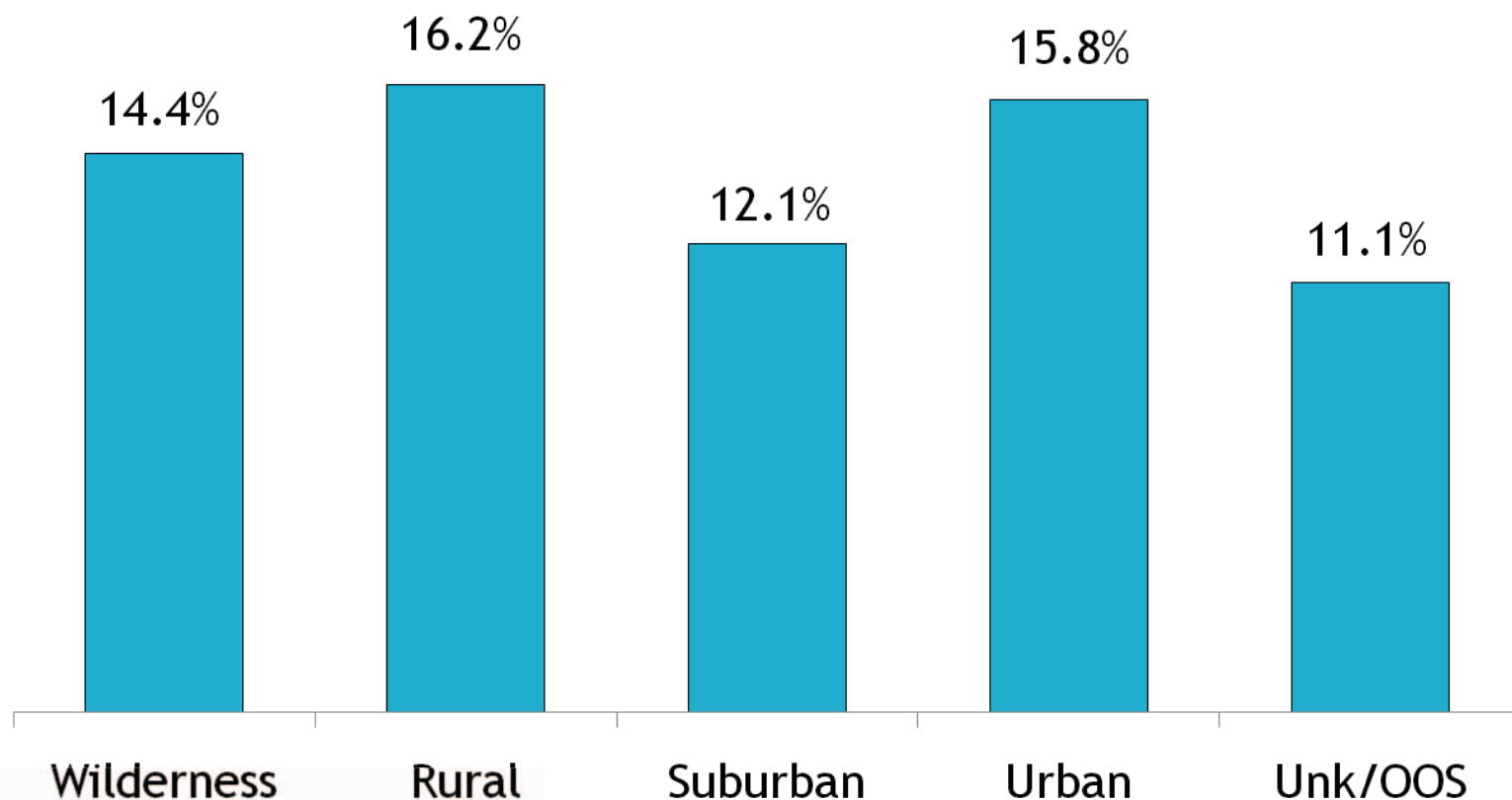
*Trauma patients ages 10 and older admitted to a Level I-III trauma center, 2007-2010 (N=54,017)

Alcohol/Substance Use by Trauma Inpatients*, by Patient Age Group (Years)



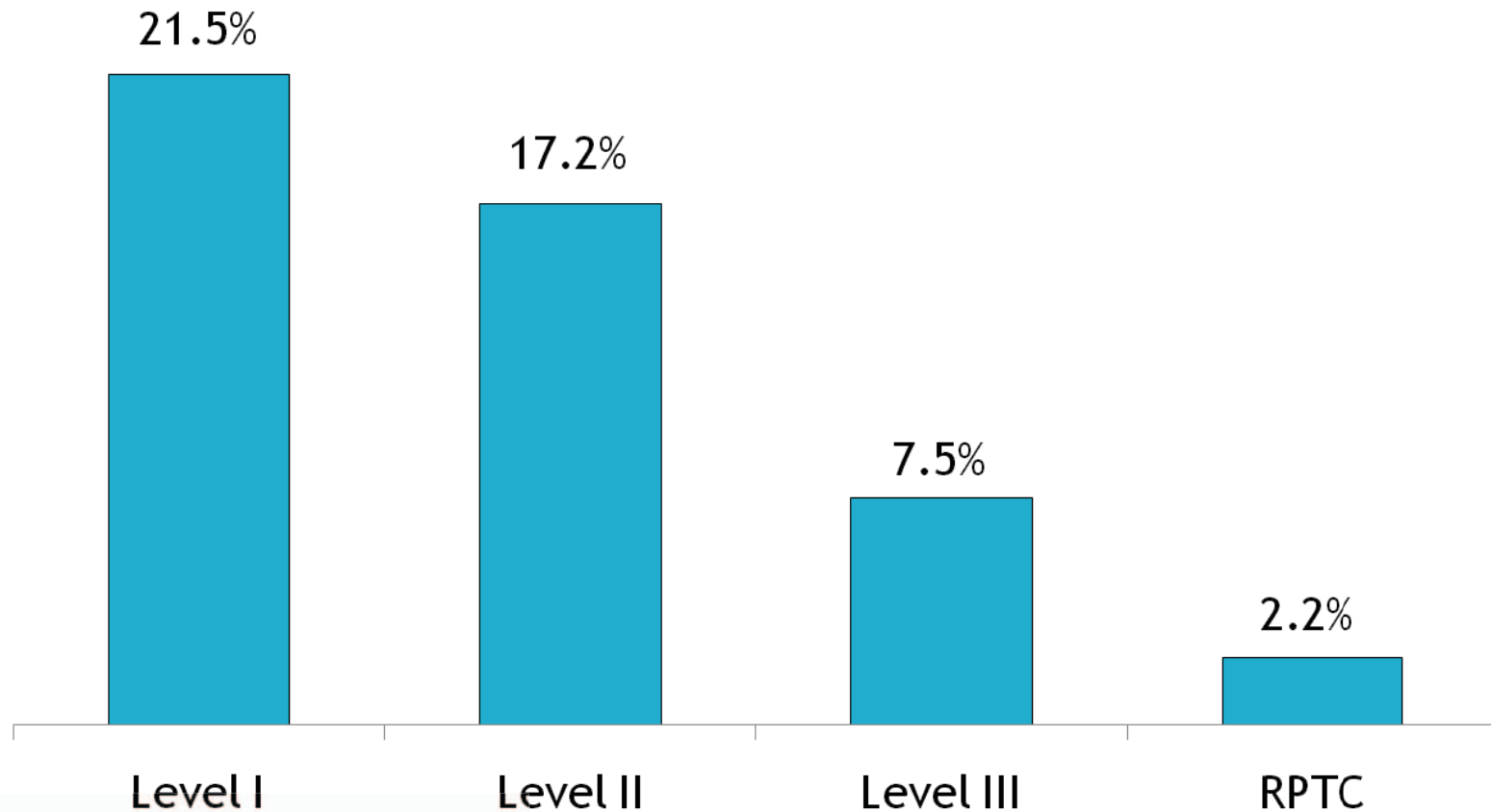
*Trauma patients ages 10 and older admitted to a Level I-III trauma center, 2007-2010 (N=54,017)

Alcohol/Substance Use by Trauma Inpatients*, by Urbanicity of Patient's Home Residence



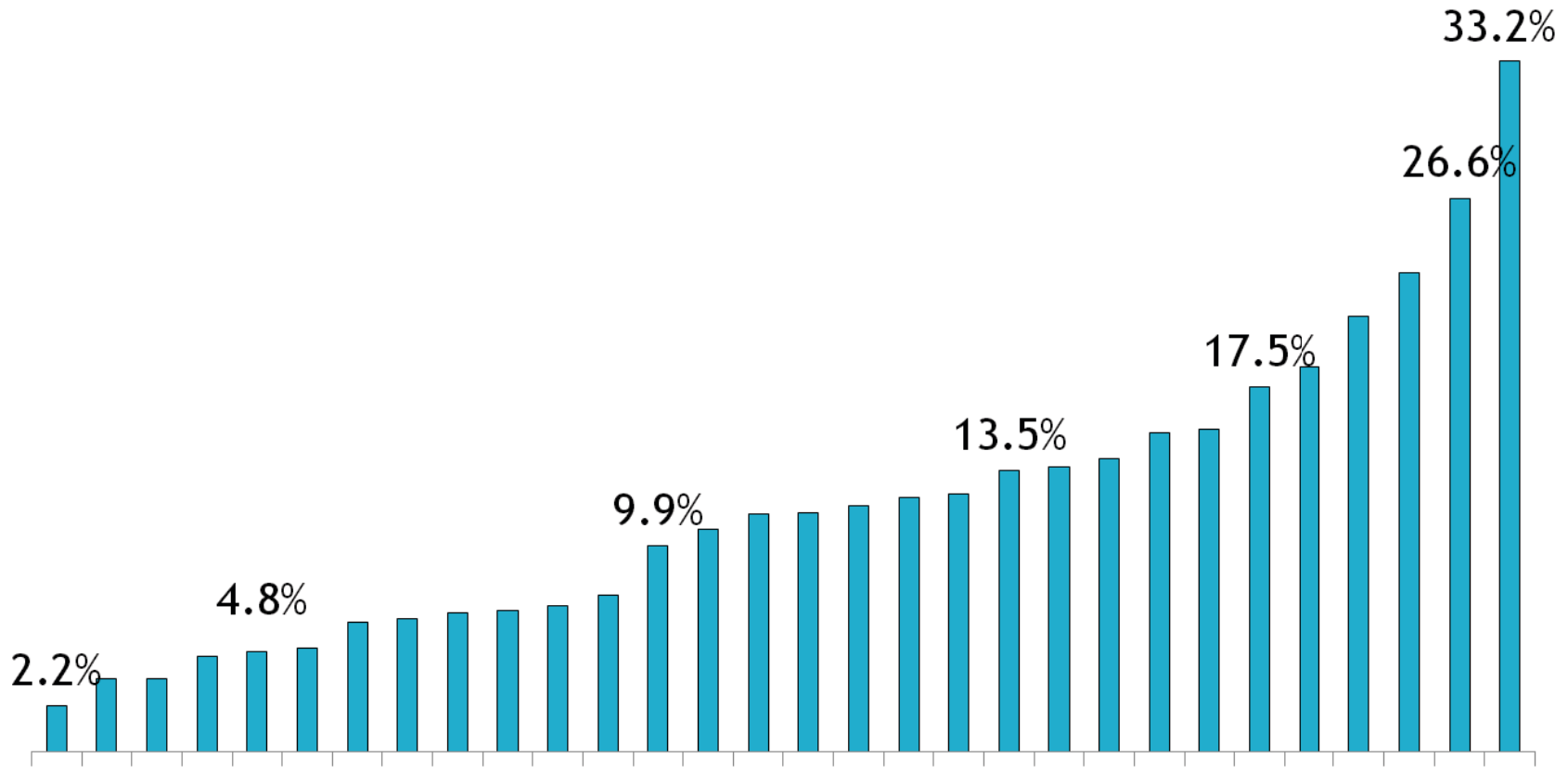
*Trauma patients ages 10 and older admitted to a Level I-III trauma center, 2007-2010 (N=54,017)

Alcohol/Substance Use by Trauma Inpatients*, by Trauma Center Designation Level



*Trauma patients ages 10 and older admitted to a Level I-III trauma center, 2007-2010 (N=54,017)

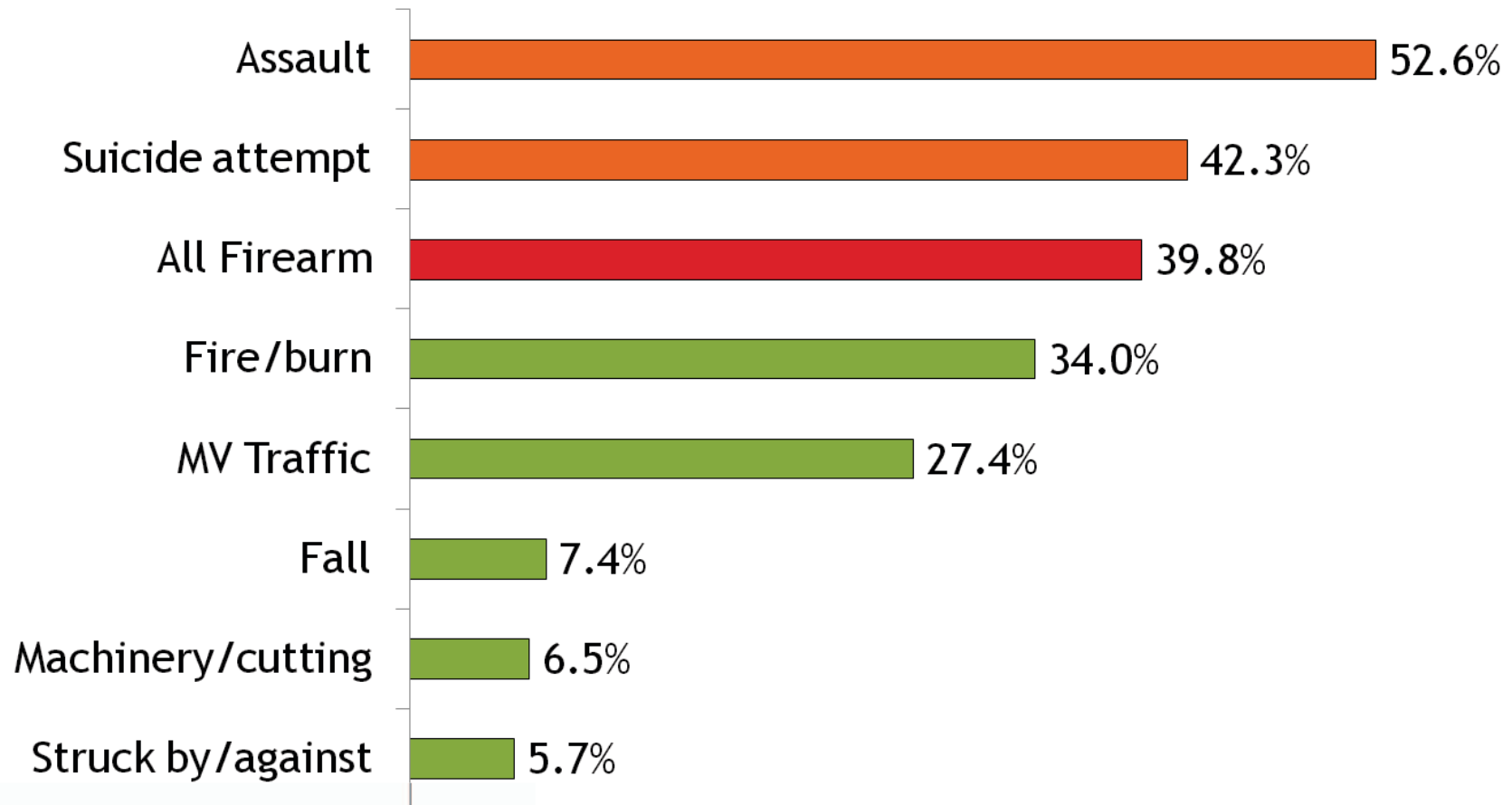
Alcohol/Substance Use by Trauma Inpatients*, by Trauma Center



Trauma Center

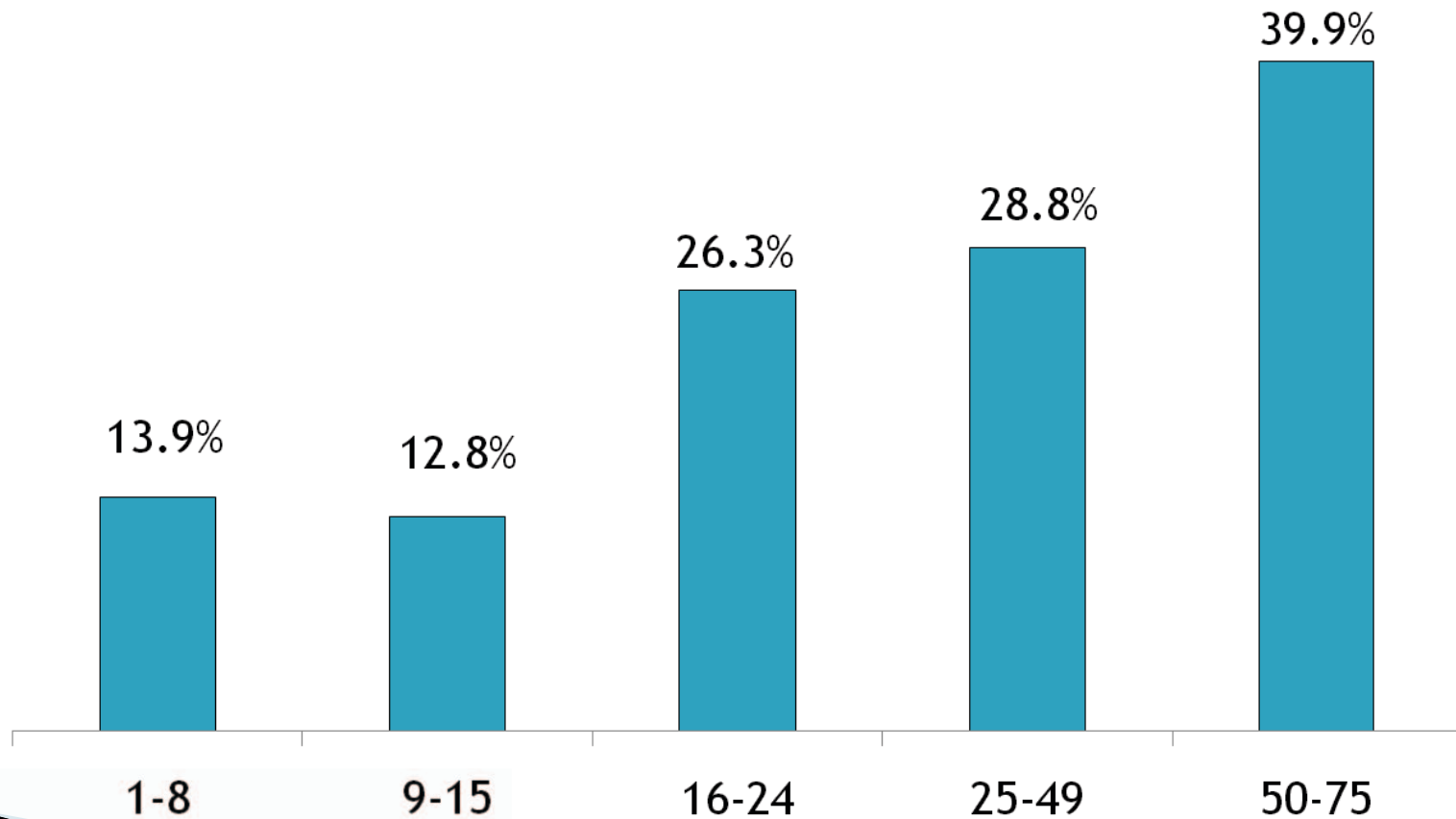
*Trauma patients ages 10 and older admitted to a Level I-III trauma center, 2007-2010 (N=54,017)

Alcohol/Substance Use by Trauma Inpatients*, by Mechanism of Injury



*Trauma patients ages 10 and older admitted to a Level I-III trauma center, 2007-2010 (N=54,017)


Alcohol/Substance Use by Trauma Inpatients*, by Injury Severity Score (ISS) Group



*Trauma patients ages 10 and older admitted to a Level I-III trauma center, 2007-2010 (N=54,017)

In Summary

- ▶ Alcohol/substance use by approximately 15% of trauma inpatients
- ▶ Higher percent in males than females
- ▶ Highest percent in age 20-24
- ▶ On average, one in 5 trauma patients admitted to Level I trauma center have alcohol/substance use
- ▶ Higher percent in intentional injury (suicide attempt/assault)
- ▶ Higher percent in patients with more severe injuries



For More Information

Holly Hedegaard, MD, MSPH
EMS and Trauma Data Program
Colorado Dept. of Public Health & Environment
(303) 692-3005
holly.hedegaard@state.co.us

